















# Blackbaud University Learn® for Blackbaud CRM™

To learn more about Blackbaud University's **Learn**® training subscription [click here](#). To launch one of the on-demand videos included in the **Learn** subscription, click a course title in the listing below.

If you are interested in additional training opportunities, view the [complete education offerings for Blackbaud CRM](#).

	Learn
<b>Blackbaud CRM 4.0</b>	
 Blackbaud CRM 4.0: Introduction to BBCRM	•
 Blackbaud CRM 4.0: Batch and Revenue Processing	•
 Blackbaud CRM 4.0: Constituents	•
 Blackbaud CRM 4.0: Event Management	•
 Blackbaud CRM 4.0: Information Library	•
 Blackbaud CRM 4.0: Prospect Management	•
<b>Blackbaud CRM 3.0</b>	
 Blackbaud CRM 3.0: Navigate the Application	•
 Blackbaud CRM 3.0: Manage Constituents	•
 Blackbaud CRM 3.0: Process Revenue Using Batch	•
 Blackbaud CRM 3.0: Work with Ad-hoc Query	•
 Blackbaud CRM 3.0: Manage Events	•
 Blackbaud CRM 3.0: Manage Revenue	•
 Blackbaud CRM 3.0: Prospect Management	•
 Blackbaud CRM 3.0: Navigate the Application	•
<b>Blackbaud CRM 2.0</b>	
 Blackbaud CRM 2.0: Learn CRM	•